

Large, Pruned or Continuous Space Language Models on a GPU for Statistical Machine Translation

Holger Schwenk, Anthony Rousseau and Mohammed Attik

LIUM, University of Le Mans

72085 Le Mans cedex 9, FRANCE

Holger.Schwenk@lium.univ-lemans.fr

Abstract

Language models play an important role in large vocabulary speech recognition and statistical machine translation systems. The dominant approach since several decades are back-off language models. Some years ago, there was a clear tendency to build huge language models trained on hundreds of billions of words. Lately, this tendency has changed and recent works concentrate on data selection. Continuous space methods are a very competitive approach, but they have a high computational complexity and are not yet in widespread use. This paper presents an experimental comparison of all these approaches on a large statistical machine translation task. We also describe an open-source implementation to train and use continuous space language models (CSLM) for such large tasks. We describe an efficient implementation of the CSLM using graphical processing units from Nvidia. By these means, we are able to train an CSLM on more than 500 million words in 20 hours. This CSLM provides an improvement of up to 1.8 BLEU points with respect to the best back-off language model that we were able to build.

1 Introduction

Language models are used to estimate the probability of a sequence of words. They are an important module in many areas of natural language processing, in particular large vocabulary speech recognition (LVCSR) and statistical machine translation (SMT). The goal of LVCSR is to convert a speech signal x into a sequence of words w . This is usually

approached with the following fundamental equation:

$$\begin{aligned} w^* &= \arg \max_w P(w|x) \\ &= \arg \max_w P(x|w)P(w) \end{aligned} \quad (1)$$

In SMT, we are faced with a sequence of words e in the source language and we are looking for its best translation f into the target language. Again, we apply Bayes rule to introduce a language model:

$$\begin{aligned} f^* &= \arg \max_f P(f|e) \\ &= \arg \max_f P(e|f)P(f) \end{aligned} \quad (2)$$

Although we use a language model to evaluate the probability of the produced sequence of words, w and f respectively, we argue that the task of the language model is not exactly the same for both applications. In LVCSR, the LM must choose among a large number of possible segmentations of the phoneme sequence into words, given the pronunciation lexicon. It is also the only component that helps to select among homonyms, i.e. words that are pronounced in the same way, but that are written differently and which have usually different meanings (e.g. *ate/eight* or *build/billed*). In SMT, on the other hand, the LM has the responsibility to choose the best translation of a source word given the context. More importantly, the LM is a key component which has to sort out good and bad word reorderings. This is known to be a very difficult issue when translating from or into languages like Chinese, Japanese or German. In LVCSR, the word order is given by the time-synchronous processing of the speech signal. Finally, the LM helps to deal with gender, number,

etc accordance of morphologically rich languages, when used in an LVCSR as well as an SMT system. Overall, one can say that the semantic level seems to be more important for language modeling in SMT than LVCSR. In both applications, so called back-off n -gram language models are the de facto standard since several decades. They were first introduced in the eighties, followed by intensive research on smoothing methods. An extensive comparison can be found in (Chen and Goodman, 1999). Modified-Kneser Ney smoothing seems to be the best performing method and it is this approach that is almost exclusively used today.

Some years ago, there was a clear tendency in SMT to use huge LMs trained on hundreds on billions (10^{11}) of words (Brants et al., 2007). The authors report continuous improvement of the translation quality with increasing size of the LM training data, but these models require a large cluster to train and to perform inference using distributed storage. Therefore, several approaches were proposed to limit the storage size of large LMs, for instance (Federico and Cettolo, 2007; Talbot and Osborne, 2007; Heafield, 2011).

1.1 Continuous space language models

The main drawback of back-off n -gram language models is the fact that the probabilities are estimated in a discrete space. This prevents any kind of interpolation in order to estimate the LM probability of an n -gram which was not observed in the training data. In order to attack this problem, it was proposed to project the words into a continuous space and to perform the estimation task in this space. The projection as well as the estimation can be jointly performed by a multi-layer neural network (Bengio and Ducharme, 2001; Bengio et al., 2003). The basic architecture of this approach is shown in figure 1.

A standard fully-connected multi-layer perceptron is used. The inputs to the neural network are the indices of the $n-1$ previous words in the vocabulary $h_j = w_{j-n+1}, \dots, w_{j-2}, w_{j-1}$ and the outputs are the posterior probabilities of *all* words of the vocabulary:

$$P(w_j = i | h_j) \quad \forall i \in [1, N] \quad (3)$$

where N is the size of the vocabulary. The input uses the so-called 1-of- n coding, i.e., the i th word of

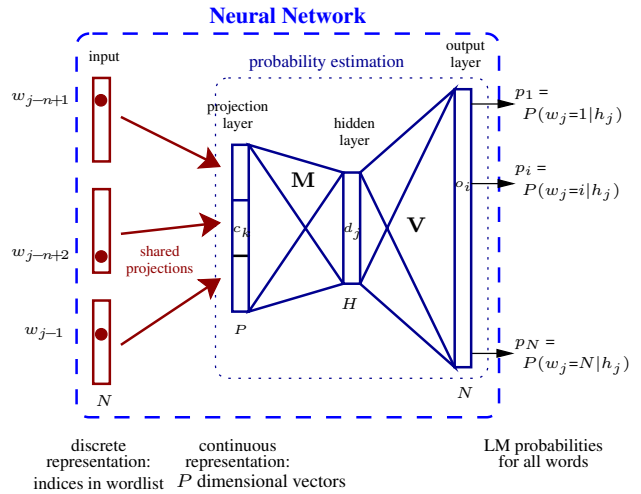


Figure 1: Architecture of the continuous space LM. h_j denotes the context $w_{j-n+1}, \dots, w_{j-1}$. P is the size of one projection and H, N is the size of the hidden and output layer respectively. When short-lists are used the size of the output layer is much smaller than the size of the vocabulary.

the vocabulary is coded by setting the i th element of the vector to 1 and all the other elements to 0. The i th line of the $N \times P$ dimensional projection matrix corresponds to the continuous representation of the i th word. Let us denote c_l these projections, d_j the hidden layer activities, o_i the outputs, p_i their softmax normalization, and m_{jl}, b_j, v_{ij} and k_i the hidden and output layer weights and the corresponding biases. Using these notations, the neural network performs the following operations:

$$d_j = \tanh \left(\sum_l m_{jl} c_l + b_j \right) \quad (4)$$

$$o_i = \sum_j v_{ij} d_j + k_i \quad (5)$$

$$p_i = e^{o_i} / \sum_{r=1}^N e^{o_r} \quad (6)$$

The value of the output neuron p_i is used as the probability $P(w_j = i | h_j)$. Training is performed with the standard back-propagation algorithm minimizing the following error function:

$$E = \sum_{i=1}^N t_i \log p_i + \beta \left(\sum_{jl} m_{jl}^2 + \sum_{ij} v_{ij}^2 \right) \quad (7)$$

where t_i denotes the desired output, i.e., the proba-

bility should be 1.0 for the next word in the training sentence and 0.0 for all the other ones. The first part of this equation is the cross-entropy between the output and the target probability distributions, and the second part is a regularization term that aims to prevent the neural network from overfitting the training data (weight decay). The parameter β has to be determined experimentally.

The CSLM has a much higher complexity than a back-off LM, in particular because of the high dimension of the output layer. Therefore, it was proposed to limit the size of the output layer to the most frequent words, the other ones being predicted by a standard back-off LM (Schwenk, 2004). All the words are still considered at the input layer.

It is important to note that the CSLM is still an n -gram approach, but the notion of backing-off to shorter contexts does not exist any more. The model can provide probability estimates for any possible n -gram. It also has the advantage that the complexity only slightly increases for longer context windows, while it is generally considered to be unfeasible to train back-off LMs on billions of words for orders larger than 5.

The CSLM was very successfully applied to large vocabulary speech recognition. It is usually used to rescore lattices and improvements of the word error rate of about one point were consistently observed for many languages and domains, for instance (Schwenk and Gauvain, 2002; Schwenk, 2007; Park et al., 2010; Liu et al., 2011; Lamel et al., 2011). More recently, the CSLM was also successfully applied to statistical machine translation (Schwenk et al., 2006; Schwenk and Estève, 2008; Schwenk, 2010; Le et al., 2010)

During the last years, several extensions were proposed in the literature, for instance:

- Mikolov and his colleagues are working on the use of recurrent neural networks instead of multi-layer feed-forward architecture (Mikolov et al., 2010; Mikolov et al., 2011).
- A simplified calculation of the short-list probability mass and the addition of an adaptation layer (Park et al., 2010; Liu et al., 2011)
- the so-called SOUL architecture which allows to cover all the words at the output layer instead

of using a short-list (Le et al., 2011a; Le et al., 2011b), based on work by (Morin and Bengio, 2005; Mnih and Hinton, 2008).

- alternative sampling in large corpora (Xu et al., 2011)

Despite significant and consistent gains in LVCSR and SMT, CSLMs are not yet in widespread use. Possible reasons for this could be the large computational complexity which requires flexible and carefully tuned software so that the models can be build and used in an efficient manner.

In this paper we provide a detailed comparison of the current most promising language modeling techniques for SMT: huge back-off LMs that integrate all available data, LMs trained on data selected with respect to its relevance to the task by a recently proposed method (Moore and Lewis, 2010), and a new very efficient implementation of the CSLM which integrates data selection.

2 Continuous space LM toolkit

Free software to train and use CSLM was proposed in (Schwenk, 2010). The first version of this toolkit provided no support for short lists or other means to train CSLMs with large output vocabularies. Therefore, it was not possible to use it for LVCSR and large SMT tasks. We extended our tool with full support for short lists during training and inference. Short lists are implemented as proposed in (Park et al., 2010), i.e. we add one extra output neuron for all words that are not in the short list. This probability mass is learned by the neural network from the training data. However, we do not use this probability mass to renormalize the output distribution, we simply assume that it is sufficiently close to the probability mass reserved by the back-off LM for words that are not in the short list. In summary, during inference words in the short-list are predicted by the neural network and all the other ones by a standard back-off LM. No renormalization is performed. We have performed some comparative experiments with renormalization during inference and we could not observe significant differences. The toolkit supports LMs in the SRILM format, an interface to the popular KENLM is planned.

2.1 Parallel processing

The computational power of general purpose processors like those build by Intel or AMD has constantly increased during the last decades and optimized libraries are available to take advantage of the multi-core capabilities of modern CPUs. Our CSLM toolkit fully supports parallel processing based on Intel’s MKL library.¹ Figure 2 shows the time used to train a large neural network on 1M examples. We trained a 7-gram CSLM with a projection layer of size 320, two hidden layers of size 1024 and 512 respectively, and an output layer of dimension 16384 (short-list). We compared two hardware architectures:

- a top-end PC with one Intel Core i7 3930K processor (3.2 GHz, 6 cores).
- a typical server with two Intel Xeon X5675 processors (2× 3.06 GHz, 6 cores each).

We did not expect a linear increase of the speed with the number of threads run in parallel, but nevertheless, there is a clear benefit of using multiple cores: processing is about 6 times faster when running on 12 cores instead of a single one. The Core i7 3930K processor is actually slightly faster than the Xeon X5675, but we are limited to 6 cores since it can not interact with a second processor.

2.2 Running on a GPU

In parallel to the development efforts for fast general purpose CPUs, dedicated hardware has been developed in order to satisfy the computational needs of realistic 3D graphics in high resolutions, so called graphical processing units (GPU). Recently, it was realized that this computational power can be in fact used for scientific computing, e.g. in chemistry, molecular physics, earth quake simulations, weather forecasts, etc. A key factor was the availability of libraries and toolkits to simplify the programming of GPU cards, for instance the CUDA toolkit of Nvidia.² The machine learning community has started to use GPU computing and several toolkits are available to train generic networks. We have also added support for Nvidia GPU cards to the

¹<http://software.intel.com/en-us/articles/intel-mkl>

²<http://developer.nvidia.com/cuda-downloads>

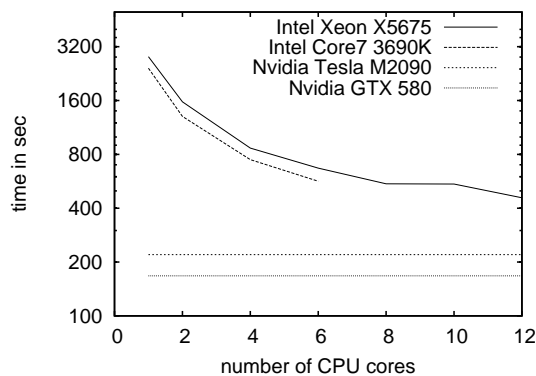


Figure 2: Time to train on 1M examples on various hardware architectures (the speed is shown in log scale).

CSLM toolkit. Timing experiments were performed with two types of GPU cards:

- a Nvidia GTX 580 GPU card with 3 GB of memory. It has 512 cores running at 1.54 GHz.
- a Nvidia Tesla M2090 card with 6 GB of memory. It has 512 cores running at 1.3 GHz.

As can be seen from figure 2, for these network sizes the GTX 580 is about 3 times faster than two Intel X5675 processors (12 cores). This speed-up is smaller than the ones observed in other studies to run machine learning tasks on a GPU, probably because of the large number of parameters which require many accesses to the GPU memory. For synthetic benchmarks, all the code and data often fits into the fast shared memory of the GPU card. We are continuing our work to improve the speed of our toolkit on GPU cards. The Tesla M2090 is a little bit slower than the GTX 580 due to the lower core frequency. However, it has a much better support for double precision floating point calculations which could be quite useful when training large neural networks.

3 Experimental Results

In this work, we present comparative results for various LMs when integrated into a large-scale SMT system to translate from Arabic into English. We use the popular Moses toolkit to build the SMT system (Koehn et al., 2007). As in our previous works, the CSLM is used to rescore 1000-best lists. The sentence probability calculated by the CSLM is added

	AFP			APW			NYT			XIN			LTW	WPB	CNA
	old	avrg	recent	old	avrg	recent	old	avrg	recent	old	avrg	recent	all	all	all
Using all the data:															
Words	151M	547M	371M	385M	547M	444M	786M	543M	364M	105M	147M	144M	313M	20M	39M
Perplex	167.7	141.0	138.6	192.7	170.3	163.4	234.1	203.5	197.1	162.9	126.4	121.8	170.3	269.3	266.5
After data selection:															
Words	36M 23%	77M 26%	96M 26%	62M 16%	77M 14%	89M 20%	110M 14%	54M 10%	44M 12%	23M 22%	35M 24%	38M 26%	69M 22%	6M 30%	7M 18%
Perplex	160.9	135.0	131.6	185.3	153.2	151.1	201.2	173.6	169.5	159.6	123.4	117.7	153.1	263.9	253.2

Table 1: Perplexities on the development data (news wire genre) of the individual sub-corpora in the LDC Gigaword corpus, before and after data selection by the method of (Moore and Lewis, 2010).

as 15th feature function and the coefficients of all the feature functions are optimized by MERT. The CSLM toolkit includes scripts to perform this task.

3.1 Baseline systems

The Arabic/English SMT system was trained on parallel and monolingual data similar to those available in the well known NIST OpenMT evaluations. About 151M words of bitexts are available from LDC out of which we selected 41M words to build the translation model. The English side of all the bitexts was used to train the target language model.

In addition, we used the LDC Gigaword corpus version 5 (LDC2011T07). It contains about 4.9 billion words coming from various news sources (AFP and XIN news agencies, New York Times, etc) for the period 1994 until 2010. All corpus sizes are given after tokenization.

For development and tuning, we used the OpenMT 2009 data set which contains 1313 sentences. The corresponding data from 2008 was used as internal test set. We report separate results for the news wire part (586 sentence, 24k words) and the web part (727 sentences, 24k words) since we want to compare the performance of the various LMs for formal and more informal language. Four reference translations were available. Case and punctuation were preserved for scoring.

It is well known that it is better to build LMs on the individual sources and to interpolate them, instead of building one LM on all the concatenated data. The interpolation coefficients are tuned by optimizing the perplexity on the development corpus using an EM procedure. We split the huge Giga-

word corpora AFP, APW, NYT and XIN into three parts according to the time period (old, average and recent). This gives in total 15 sub-corpora. The sizes and the perplexities are given in Table 1. The interpolated 4-gram LM of these 15 corpora has a perplexity of 87 on the news part.

If we add the English side of all the bitexts, the perplexity can be lowered to 71.1. All the observed n -grams were preserved, e.g. the cut-off for n -gram counts was set to 1 for all orders. This gives us an huge LM with 1.4 billion 4-grams, 548M 3-grams and 83M bigrams which requires more 26 GBytes to be stored on disk. This LM is loaded into memory by the Moses decoder. This takes more than 10 minutes and requires about 70 GB of memory.

Moses supports memory mapped LMs, like IRSTLM or KENLM, but this was not explored in this study. We call this LM “*big LM*”. We believe that it could be considered as a very strong baseline for a back-off LM. We did not attempt to build higher order back-off LM given the size requirements. For comparison, we also build a small LM which was trained on the English part of the bitexts and the recent XIN corpus only. It has a perplexity of 78.9 and occupies 2 GB on disk (see table 2).

3.2 Data selection

We have reimplemented the method of Moore and Lewis (2010) to select the most appropriate LM data based on the difference between the sentence-wise entropy of an in-domain and out-of domain LM.

In our experiments, we have observed exactly the same behavior than reported by the authors: the perplexity decreases when less, but more appropriate

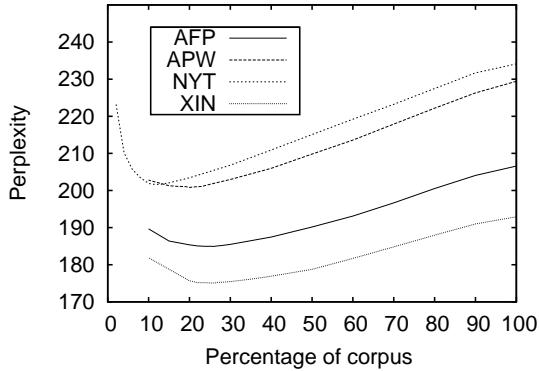


Figure 3: Decrease in perplexity when selecting data with the method proposed in (Moore and Lewis, 2010).

data is used, reaching a minimum using about 20% of the data only. The improvement in the perplexity can reach 20% relative. Figure 3 shows the perplexity for some corpora in function of the size of the selected data. Detailed statistics for all corpora are given in Table 1 for the news genre.

Unfortunately, these improvements in perplexity almost vanish when we interpolate the individual language models: the perplexity is 86.6 instead of 87.0 when all the data from the Gigaword corpus is used. This LM achieves the same BLEU score on the development data, and there is a small improvement of 0.24 BLEU on the test set (Table 2). Nevertheless, the last LM has the advantage of being much smaller: 7.2 instead of 25 GBytes. We have also performed the data selection on the concatenated texts of 4.9 billion words. In this case, we do observe an decrease of the perplexity with respect to a model trained on all the concatenated data, but overall, the perplexity is higher than with an interpolated LM (as expected).

LM	Px Dev	Size	BLEU	
			Dev	Test
Small	78.9	2.0 GB	56.89	49.66
Big	71.1	26 GB	58.66	50.75
Giga	87.0	25.0 GB	57.08	50.08
GigaSel	86.6	7.2 GB	57.03	50.32

Table 2: Comparison of several 4-gram back-off language models. See text for explanation of the models.

3.3 Continuous space language models

The CSLM was trained on all the available data using the resampling algorithm described in (Schwenk, 2007). At each epoch we randomly resampled about 15M examples. We build only one CSLM resampling simultaneously in all the corpora. The short list was set to 16k – this covers about 92% of the n -gram requests. Since it is very easy to use large context windows with an CSLM, we trained right away 7-grams. We provide a comparison of different context lengths later in this section. The networks were trained for 20 epochs. This can be done in about 64 hours on a server with two Intel X5675 processors and in 20 hours on a GPU card.

This CSLM achieves a perplexity of 62.9, to be compared to 71.1 for the big back-off LM. This is a relative improvement of more than 11%, but actually we can do better. If we train the CSLM on the *small corpus* only, i.e. the English side of the bitexts and the recent part of the XIN corpus, we achieve a perplexity of 61.9 (see table 3). This clearly indicates that it is better to focus the CSLM on relevant data.

Random resampling is a possibility to train a neural network on very large corpora, but it does not guarantee that all the examples are used. Even if we resampled different examples at each epoch, we would process at most 300M different examples (20 epochs times 15M examples). There is no reason to believe that we randomly select examples which are appropriate to the task (note, however, that the resampling coefficients are different for the individual

LM	Corpus size	Sent. select.	Perplex on Dev
Back-off 4-gram LM:			
Small	196M	no	78.9
Big	5057M	no	71.1
CSLM 7-gram:			
big	5057M	no	62.9
Small	196M	no	61.9
Small	92M	yes	60.9
6x Giga	425M	yes.	57.9
10x Giga	553M	yes.	56.9

Table 3: Perplexity on the development data (news genre) for back-off and continuous space language models.

Genre	Small LM 4-gram back-off	Huge LM	CSLM 7-gram
News	49.66	50.75	52.28
Web	/	35.17	36.53

Table 4: BLEU scores on the test set for the translation from Arabic into English for various language models.

corpora similar to the coefficients of an interpolated back-off LM). Therefore, we propose to use the data selection method of Moore and Lewis (2010) to concentrate the training of the CSLM on the most informative examples. Instead of sampling randomly n -grams in all the corpora, we do this in the selected data by the method of (Moore and Lewis, 2010). By these means, it is more likely that we train the CSLM on relevant data. Note that this has no impact on the training speed since the amount of resampled data is not changed.

The results for this method are summarized in Table 3. In a first experiment, we used the selected part of the recent XIN corpus only. This reduces the perplexity to 60.9. In addition, if we use the six or ten most important Gigaword corpora, we achieve a perplexity of 57.9 and 56.9 respectively. This is 10% better than resampling blindly in all the data (62.9 \rightarrow 56.9). Overall, the 7-gram CSLM improves the perplexity by 20% relative with respect to the huge 4-gram back-off LM (71.1 \rightarrow 56.9).

Finally, we used our best CSLM to rescore the n -best lists of the Arabic/English SMT system. The baseline BLEU score on the test set, news genre, is 49.66 with the small LM. This increases to 50.75 with the big LM. It was actually necessary to open the beam of the Moses decoder in order to observe such an improvement. The large beam had no effect when the small LM was used. This is a very strong baseline to improve upon. Nevertheless, this result is further improved by the CSLM to 52.28, i.e. a significant gain of 1.8 BLEU. We observe similar behavior for the WEB genre.

All our networks have two hidden layers since we have observed that this slightly improves performance with respect to the standard architecture with only one hidden layer. This is a first step towards so-called deep neural networks (Bengio, 2007), but we have not yet explored this systematically.

Order:	4-gram	5-gram	6-gram	7-gram
Px Dev:	63.9	59.5	57.6	56.9
BLEU Dev:	59.76	60.11	60.29	60.26
BLEU Test:	51.91	51.85	52.23	52.28

Table 5: Perplexity on the development data (news genre) and BLEU scores of the continuous space language models in function of the context size.

In an 1000-best list for 586 sentences, we have a total of 14M requests for 7-grams out of which more than 13.5M were processed by the CSLM, e.g. the short list hit rate is almost 95%. This resulted in only 2670 forward passes through the network. At each pass, we collected in average 5350 probabilities at the output layer. The processing takes only a couple of minutes on a server with two Xeon X5675 CPUs.

One can of course argue that it is not correct to compare 4-gram and 7-gram language models. However, building 5-gram or higher order back-off LMs on 5 billion words is computationally very expensive, in particular with respect to memory usage. For comparison, we also trained lower order CSLM models. It can be clearly seen from Table 5 that the CSLM can take advantage of longer contexts, but it already achieves a significant improvement in the BLEU score at the same LM order (BLEU on the test data: 50.75 \rightarrow 51.91).

The CSLM is very space efficient: a saved network occupies about 600M on disk in function of the network architecture, in particular in function of the size of the continuous projection. Loading takes only a couple of seconds. During training, 1 GByte of main memory is sufficient. The memory requirement during n -best rescoring essentially depends on the back-off LM that is eventually charged to deal with out-off short-list words. Figure 4 shows some example translations.

4 Conclusion

This paper presented a comparison of several popular techniques to build language models for statistical machine translation systems: huge back-off models trained on billions of words, data selection of most relevant examples and a highly efficient implementation of continuous space methods.

Huge LMs perform well, but their storage may require important computational resources – in our

كما تفقد الوزير المركز الفرعي المتكامل لمكافحة التلوث البحري بالزيت الذي يشتمل علي أحدث معدات مواجهة التلوث البحري وتفقد المعمل الكيميائي بالميناء المتخصص في مراقبة الجودة للزيت الخام والمزود بأحدث الأجهزة التكنولوجية الحديثة.

Back-off LM: The minister inspected the sub-committee integrated combat marine pollution with oil, which includes the latest equipment lose face marine pollution and chemical plant in the port specializing in monitoring the quality of the crude oil supplier and with the most modern technological devices.

CSLM: The minister inspected the integrated sub-committee to combat marine pollution with oil, which includes the latest equipment deal with marine pollution and inspect the chemical plant in the port specializing in monitoring the quality of the crude oil supplier, with the most modern technological devices.

Google: The minister also inspected the sub-center for integrated control of marine pollution with oil, which includes the latest equipment on the face of marine pollution and chemical plant loses port specialist in quality control of crude oil and supplied

بيونغيانغ تعد باحترام التزاماتها لانتهاء البرنامج النووي

Back-off LM:Pyongyang is to respect its commitments to end nuclear program.

CSLM: Pyongyang promised to respect its commitments to end the nuclear program.

Google: Pyongyang is to respect its obligations to end nuclear program.

قام مسلحو طالبان بعمليات الاختطاف فى البلاد بشكل متكرر خلال العامين الماضيين .

Back-off LM: The Taliban militants in kidnappings in the country over the past two years.

CSLM: Taliban militants have carried out kidnappings in the country repeatedly during the past two years.

Google:The Taliban kidnappings in the country frequently over the past two years.

Figure 4: Example translations when using the huge back-off and the continuous space LM. For comparison we also provide the output of Google Translate.

case, 26 GB on disk and 70 GB of main memory for a model trained on 5 billions words. The data selection method proposed in (Moore and Lewis, 2010) is very effective at the corpus level, but the observed gains almost vanish after interpolation. However, the storage requirement can be divided by four.

The main contributions of this paper are several improvements of the continuous space language model. We have shown that data selection is very useful to improve the resampling of training data in large corpora. Our best model achieves a perplexity reduction of 20% relative with respect to the best back-off LM we were able to build. This gives an improvement of up to 1.8 BLEU points in a

very competitive Arabic/English statistical machine translation system.

We have also presented a very efficient implementation of the CSLM. The tool can take advantage of modern multi-core or multi-processor computers. We also support graphical extension cards like the Nvidia 3D graphic cards. By these means, we are able to train a CSLM on 500M words in about 20 hours. This tool is freely available.³ By these means we hope to make large-scale continuous space language modeling available to a larger community.

³<http://www-lium.univ-lemans.fr/~cslm>

Acknowledgments

This work has been partially funded by the French Government under the project COSMAT (ANR-09-CORD-004) and the European Commission under the project FP7 EuromatrixPlus.

References

- Yoshua Bengio and Rejean Ducharme. 2001. A neural probabilistic language model. In *NIPS*, volume 13, pages 932–938.
- Yoshua Bengio, Rejean Ducharme, Pascal Vincent, and Christian Jauvin. 2003. A neural probabilistic language model. *JMLR*, 3(2):1137–1155.
- Yoshua Bengio. 2007. learning deep architectures for AI. Technical report, University of Montréal.
- Thorsten Brants, Ashok C. Popat, Peng Xu, Franz J. Och, and Jeffrey Dean. 2007. Large language models in machine translation. In *EMNLP*, pages 858–867.
- Stanley F. Chen and Joshua T. Goodman. 1999. An empirical study of smoothing techniques for language modeling. *Computer Speech & Language*, 13(4):359–394.
- Marcello Federico and Maura Cettolo. 2007. Efficient handling of n-gram language models for statistical machine translation. In *Second Workshop on SMT*, pages 88–95.
- Kenneth Heafield. 2011. KenLM: Faster and smaller language model queries. In *Sixth Workshop on SMT*, pages 187–197.
- Philipp Koehn, Hieu Hoang, Alexandra Birch, Chris Callison-Burch, Marcello Federico, Nicola Bertoldi, Brooke Cowan, Wade Shen, Christine Moran, Richard Zens, Chris Dyer, Ondrej Bojar, Alexandra Constantin, and Evan Herbst. 2007. Moses: Open source toolkit for statistical machine translation. In *ACL demonstration session*.
- L. Lamel, J.-L. Gauvain, V.-B. Le, I. Oparin, , and S. Meng. 2011. Improved models for mandarin speech-to-text transcription. In *ICASSP*, pages 4660–4663.
- H.S. Le, A. Allauzen, G. Wisniewski, and F. Yvon. 2010. Training continuous space language models: Some practical issues. In *EMNLP*, pages 778–788.
- H.S. Le, I. Oparin, A. Allauzen, J.-L. Gauvain, and F. Yvon. 2011a. Structured output layer neural network language model. In *ICASSP*, pages 5524–5527.
- H.S. Le, I. Oparin, A. Messaoudi, A. Allauzen, J.-L. Gauvain, and F. Yvon. 2011b. Large vocabulary SOUL neural network language models. In *Interspeech*.
- X. Liu, M. J. F. Gales, and P. C. Woodland. 2011. Improving LVCSR system combination using neural network language model cross adaptation. In *Interspeech*, pages 2857–2860.
- Tomáš Mikolov, Martin Karafiát, Lukáš Burget, Jan Černocký, and Sanjeev Khudanpur. 2010. Recurrent neural network based language model. In *Interspeech*, pages 1045–1048.
- T. Mikolov, S. Kombrink, L. Burget, J.H. Cernocky, and S. Khudanpur. 2011. Extensions of recurrent neural network language model. In *ICASSP*, pages 5528–5531.
- Andriy Mnih and Geoffrey Hinton. 2008. A scalable hierarchical distributed language model. In *NIPS*.
- Robert C. Moore and William Lewis. 2010. Intelligent selection of language model training data. In *ACL*, pages 220–224.
- Frederic Morin and Yoshua Bengio. 2005. Hierarchical probabilistic neural network language model. In *Proceedings of the Tenth International Workshop on Artificial Intelligence and Statistics*.
- Junho Park, Xunying Liu, Mark J. F. Gales, and Phil C. Woodland. 2010. Improved neural network based language modelling and adaptation. In *Interspeech*, pages 1041–1044.
- Holger Schwenk and Yannick Estève. 2008. Data selection and smoothing in an open-source system for the 2008 NIST machine translation evaluation. In *Interspeech*, pages 2727–2730.
- Holger Schwenk and Jean-Luc Gauvain. 2002. Connectionist language modeling for large vocabulary continuous speech recognition. In *ICASSP*, pages I: 765–768.
- Holger Schwenk, Daniel Déchelotte, and Jean-Luc Gauvain. 2006. Continuous space language models for statistical machine translation. In *Proceedings of the COLING/ACL 2006 Main Conference Poster Sessions*, pages 723–730.
- Holger Schwenk. 2004. Efficient training of large neural networks for language modeling. In *IJCNN*, pages 3059–3062.
- Holger Schwenk. 2007. Continuous space language models. *Computer Speech and Language*, 21:492–518.
- Holger Schwenk. 2010. Continuous space language models for statistical machine translation. *The Prague Bulletin of Mathematical Linguistics*, (93):137–146.
- David Talbot and Miles Osborne. 2007. Smoothed bloom filter language models: Tera-scale lms on the cheap. In *EMNLP*, pages 468–476.
- Puyang Xu, Asela Gunawardana, and Sanjeev Khudanpur. 2011. Efficient subsampling for training complex language models. In *EMNLP*, pages 1128–1136.