

Multilingual Packages of Controlled Languages

An Introduction to GF

Aarne Ranta

CNL-2010, Marettimo, 14 September 2010

The logo for the MOLTO project, featuring the word "MOLTO" in a serif font. The letter "O" is stylized with a thick, dark red outline and a white fill, while the other letters are in a dark grey or black color.

Multilingual On-Line Translation, FP7-ICT-247914

Contents

Controlled languages and multilinguality

GF: a multilingual grammar formalism

Example: a "John and Mary" grammar in five languages

The GF Resource Grammar Library

Example: a Facebook message grammar

Example: Attempto in six languages

Hands-on: port Attempto to a new language; add new rules

Controlled languages and multilinguality

Our definition of a controlled language

(Not the only one!)

Controlled language = language *defined* by a formal grammar

Programming languages are controlled languages

Fragments of natural languages can be made into controlled languages

N.B. The language *may* be ambiguous!

Translation with controlled languages

Due to formal grammar, the analysis part of translation is easier

Our approach: grammars map to a common **abstract syntax**

The abstract syntax is an **interlingua** of translation

Source and target languages via different **concrete syntaxes**

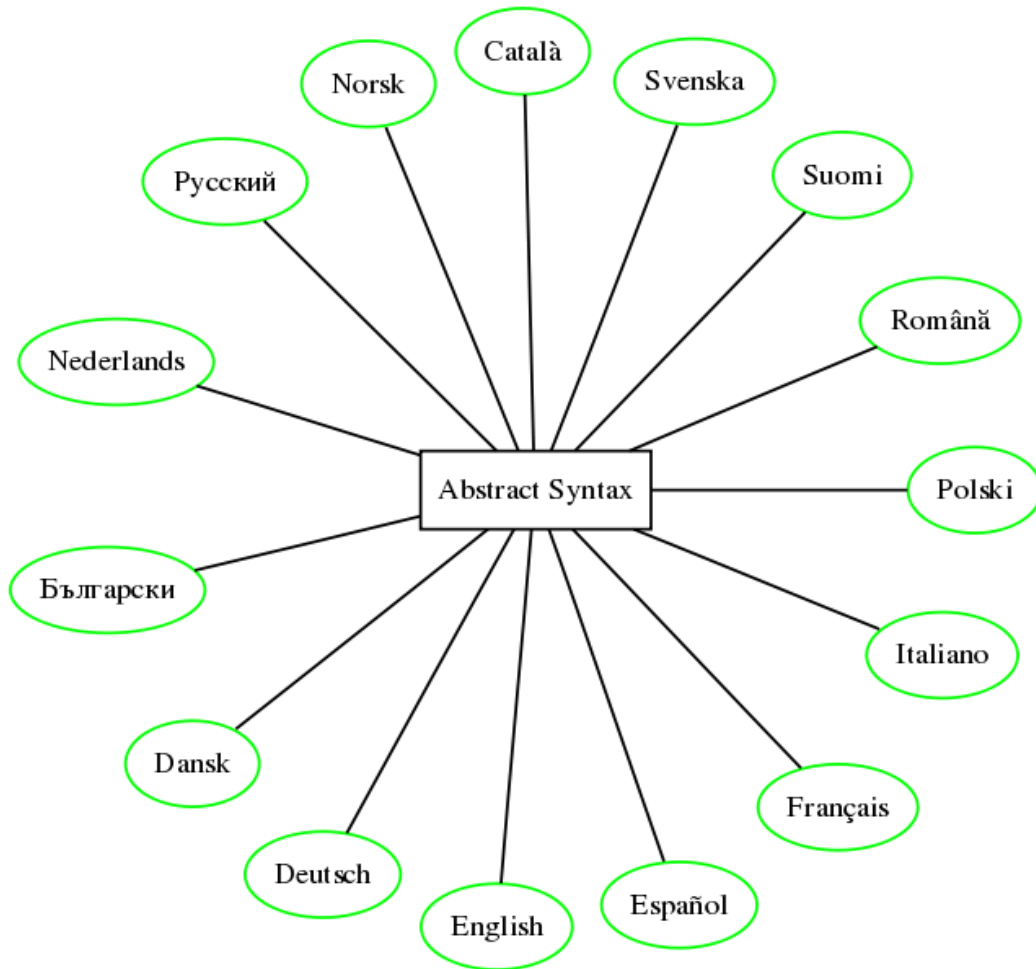
Cf. *compilation* as translation between computer languages

Multilingual grammars in compilers

Source and target language related by abstract syntax

			iconst_2
			iload_0
2 * x + 1	<----->	plus (times 2 x) 1	<-----> imul
			iconst_1
			iadd

Multilingual grammars for natural languages



The rationale for multilinguality

(Almost) any controlled language has a **multilingual generalization**

It gives translation

It also gives **collaborative authoring**: input and output in all involved languages

Desired features:

- **reversible** mapping between abstract and concrete syntax (**parsing** and **linearization**)
- reuse of natural language grammars as **libraries**

Grammatical Framework (GF): a multilingual grammar formal- ism

History

Background: type theory, logical frameworks (LF)

GF = LF + concrete syntax

Started at XRCE in 1998 for **multilingual document authoring**, in particular for *controlled languages*

Demo: multilingual phrasebook in `molto-project.eu`

Demo: query language in `molto.ontotext.com`

Factoring out functionalities

GF grammars are declarative programs that define

- parsing
- generation
- translation
- editing

Some of this can also be found in BNF/Yacc, HPSG/LKB, LFG/XLE

...

Factoring out linguistics

The **GF Resource Grammar Library**

Morphology, syntax, and lexicon for 16 languages

Controlled languages can be defined as subsets of these languages

Some of this can be found in CLE and Regulus

Obtaining GF

Homepage

`http://www.grammaticalframework.org`

Minimal installation: go to "Download", and obtain

- binary for your platform (Linux, Mac, Windows)
- the resource grammar library (optional, platform independent)

To know more

"Tutorial" on GF homepage

A. Ranta, *Grammatical Framework, A Programming Language for Multilingual Grammars and Their Applications*, CSLI Publications, Stanford, 2010, to appear.

2nd GF Summer School, Barcelona, 15-26 August 2011.

A GF grammar for expressions

```
abstract Expr = {  
  cat Exp ;  
  fun plus : Exp -> Exp -> Exp ;  
  fun times : Exp -> Exp -> Exp ;  
  fun one, two : Exp ;  
}
```

```
concrete ExprJava of Expr = {  
  lincat Exp = Str ;  
  lin plus x y = x ++ "+" ++ y ;  
  lin times x y = x ++ "*" ++ y ;  
  lin one = "1" ;  
  lin two = "2" ;  
}
```

```
concrete ExprJVM of Expr= {  
  lincat Expr = Str ;  
  lin plus x y = x ++ y ++ "iadd" ;  
  lin times x y = x ++ y ++ "imul" ;  
  lin one = "iconst_1" ;  
  lin two = "iconst_2" ;  
}
```

Multilingual grammars in natural language

Mary loves John \ Maria Ioannem amat
Pred Mary (Compl Love John) /
Marie aime Jean \ מרי אהבת את ג'ון

Natural language structures

Predication: *John + loves Mary*

Complementation: *love + Mary*

Noun phrases: *John*

Verb phrases: *love Mary*

2-place verbs: *love*

Abstract syntax of sentence formation

```
abstract Zero = {  
  cat  
    S ; NP ; VP ; V2 ;  
  fun  
    Pred   : NP -> VP -> S ;  
    Compl  : V2 -> NP -> VP ;  
    John, Mary : NP ;  
    Love   : V2 ;  
}
```

Concrete syntax, English

```
concrete ZeroEng of Zero = {  
  lincat  
    S, NP, VP, V2 = Str ;  
  lin  
    Pred np vp = np ++ vp ;  
    Compl v2 np = v2 ++ np ;  
    John = "John" ;  
    Mary = "Mary" ;  
    Love = "loves" ;  
}
```

Multilingual grammar

The same system of trees can be given

- different words
- different word orders
- different linearization types

Concrete syntax, French

```
concrete ZeroFre of Zero = {  
  lincat  
    S, NP, VP, V2 = Str ;  
  lin  
    Pred np vp = np ++ vp ;  
    Compl v2 np = v2 ++ np ;  
    John = "Jean" ;  
    Mary = "Marie" ;  
    Love = "aime" ;  
}
```

Just use different words

Translation and multilingual generation in GF

Import many grammars with the same abstract syntax

```
> i ZeroEng.gf ZeroFre.gf  
Languages: ZeroEng ZeroFre
```

Translation: pipe parsing to linearization

```
> p -lang=ZeroEng "John loves Mary" | l -lang=ZeroFre  
Jean aime Marie
```

Multilingual random generation: linearize into all languages

```
> gr | l  
Pred Mary (Compl Love Mary)  
Mary loves Mary  
Marie aime Marie
```

Concrete syntax, Latin

```
concrete ZeroLat of Zero = {  
  lincat  
    S, VP, V2 = Str ;  
    NP = Case => Str ;  
  lin  
    Pred np vp = np ! Nom ++ vp ;  
    Compl v2 np = np ! Acc ++ v2 ;  
    John = table {Nom => "Ioannes" ; Acc => "Ioannem"} ;  
    Mary = table {Nom => "Maria" ; Acc => "Mariam"} ;  
    Love = "amat" ;  
  param  
    Case = Nom | Acc ;  
}
```

Different word order (SOV), different linearization type, parameters.

Parameters in linearization

Latin has *cases*: nominative for subject, accusative for object.

- *Ioannes Mariam amat* "John-Nom loves Mary-Acc"
- *Maria Ioannem amat* "Mary-Nom loves John-Acc"

Parameter type for case (just 2 of Latin's 6 cases):

```
param Case = Nom | Acc
```


Table types and tables

The linearization type of NP is a **table type**: from Case to Str,

```
lincat NP = Case => Str
```

The linearization of John is an **inflection table**,

```
lin John = table {Nom => "Ioannes" ; Acc => "Ioannem"}
```

When using an NP, **select** (!) the appropriate case from the table,

```
Pred  np vp = np ! Nom ++ vp
```

```
Compl v2 np = np ! Acc ++ v2
```

Concrete syntax, Dutch

```
concrete ZeroDut of Zero = {  
  lincat  
    S, NP, VP = Str ;  
    V2 = {v : Str ; p : Str} ;  
  lin  
    Pred np vp = np ++ vp ;  
    Compl v2 np = v2.v ++ np ++ v2.p ;  
    John = "Jan" ;  
    Mary = "Marie" ;  
    Love = {v = "heeft" ; p = "lief"} ;  
}
```

The verb *heeft lief* is a **discontinuous constituent**.

Record types and records

The linearization type of V2 is a **record type**

```
lin cat V2 = {v : Str ; p : Str}
```

The linearization of Love is a **record**

```
lin Love = {v = "heeft" ; p = "lief"}
```

The values of fields are picked by **projection** (.)

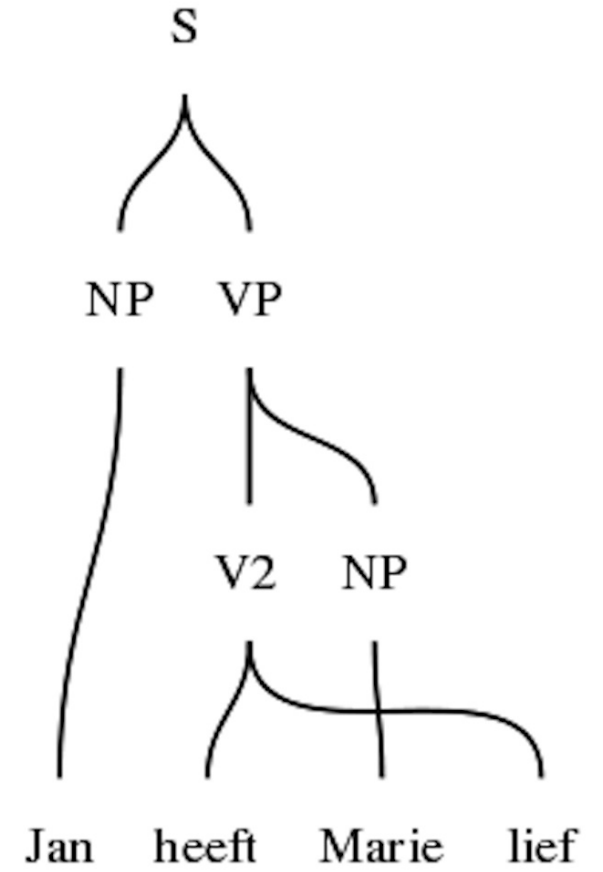
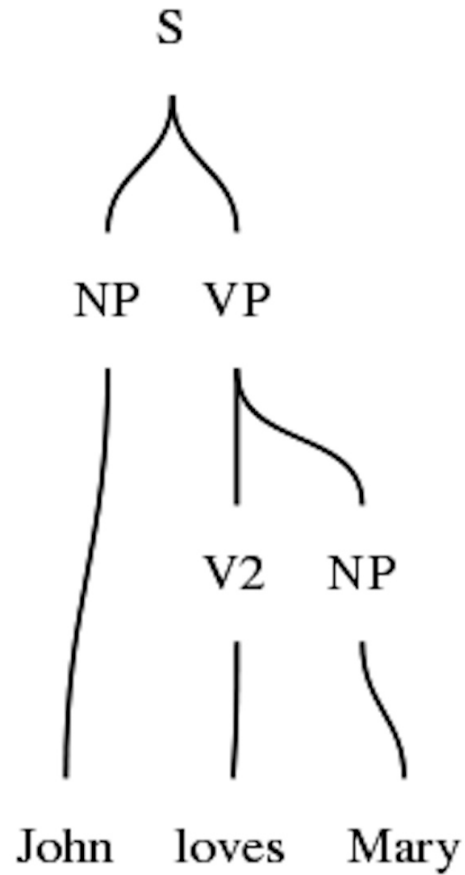
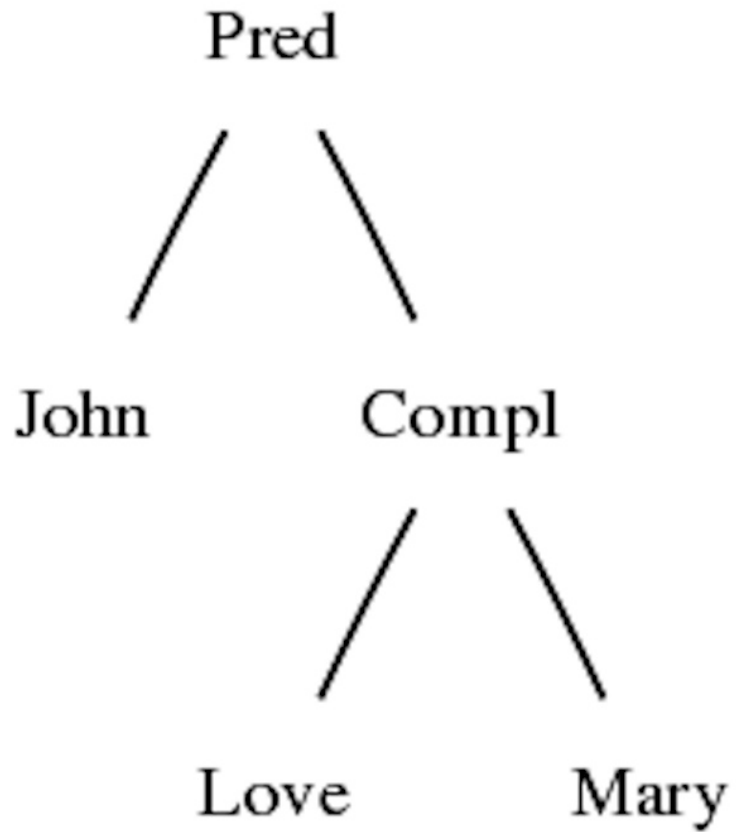
```
lin Compl v2 np = v2.v ++ np ++ v2.p
```

Concrete syntax, Hebrew

```
concrete ZeroHeb of Zero = {
  flags coding=utf8 ;
  lincat
    S = Str ;
    NP = {s : Str ; g : Gender} ;
    VP, V2 = Gender => Str ;
  lin
    Pred np vp = np.s ++ vp ! np.g ;
    Compl v2 np = table {g => v2 ! g ++ "את" ++ np.s} ;
    John = {s = "ג'ון" ; g = Masc} ;
    Mary = {s = "מרי" ; g = Fem} ;
    Love = table {Masc => "אוהב" ; Fem => "אוהבת"} ;
  param
    Gender = Masc | Fem ;
}
```

The verb **agrees** to the gender of the subject.

Abstract trees and parse trees

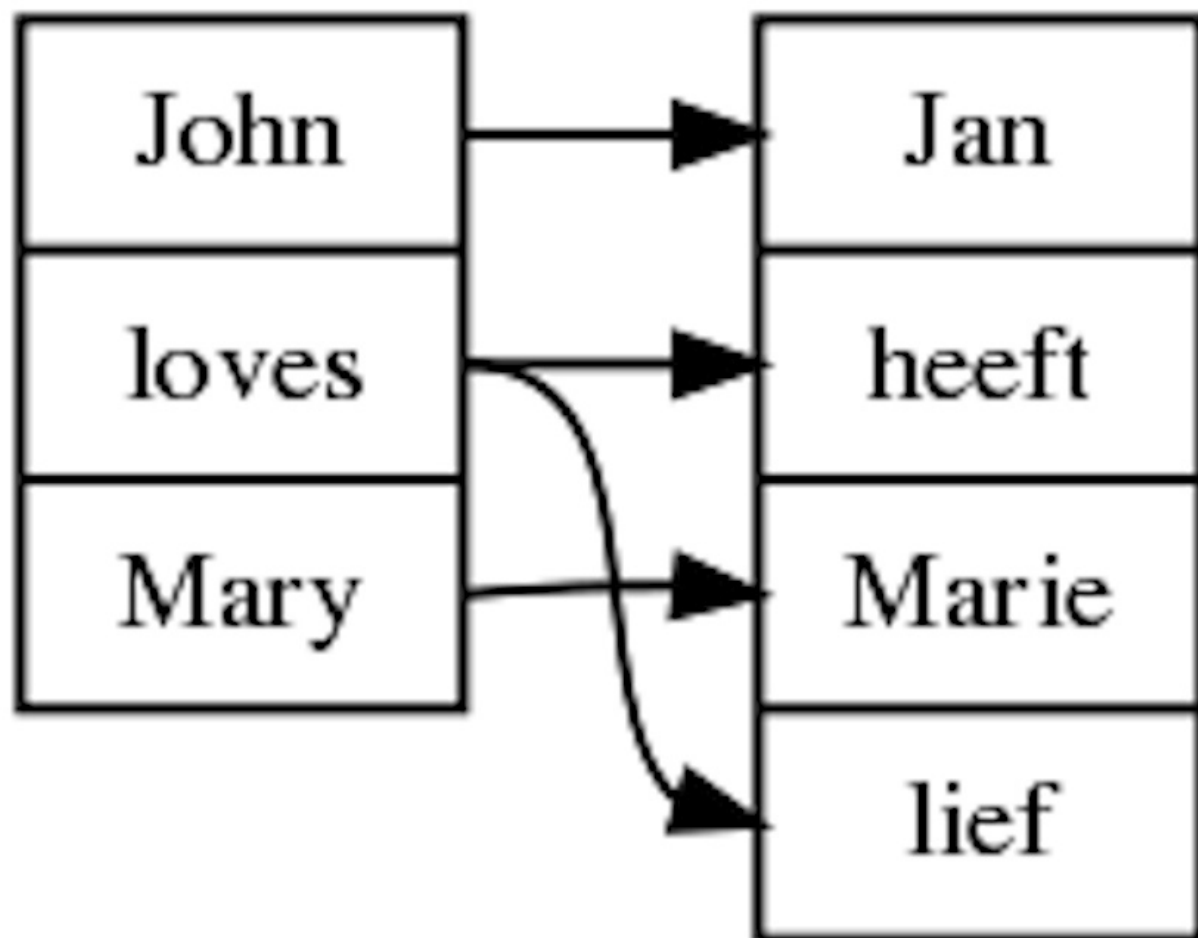


From abstract trees to parse trees

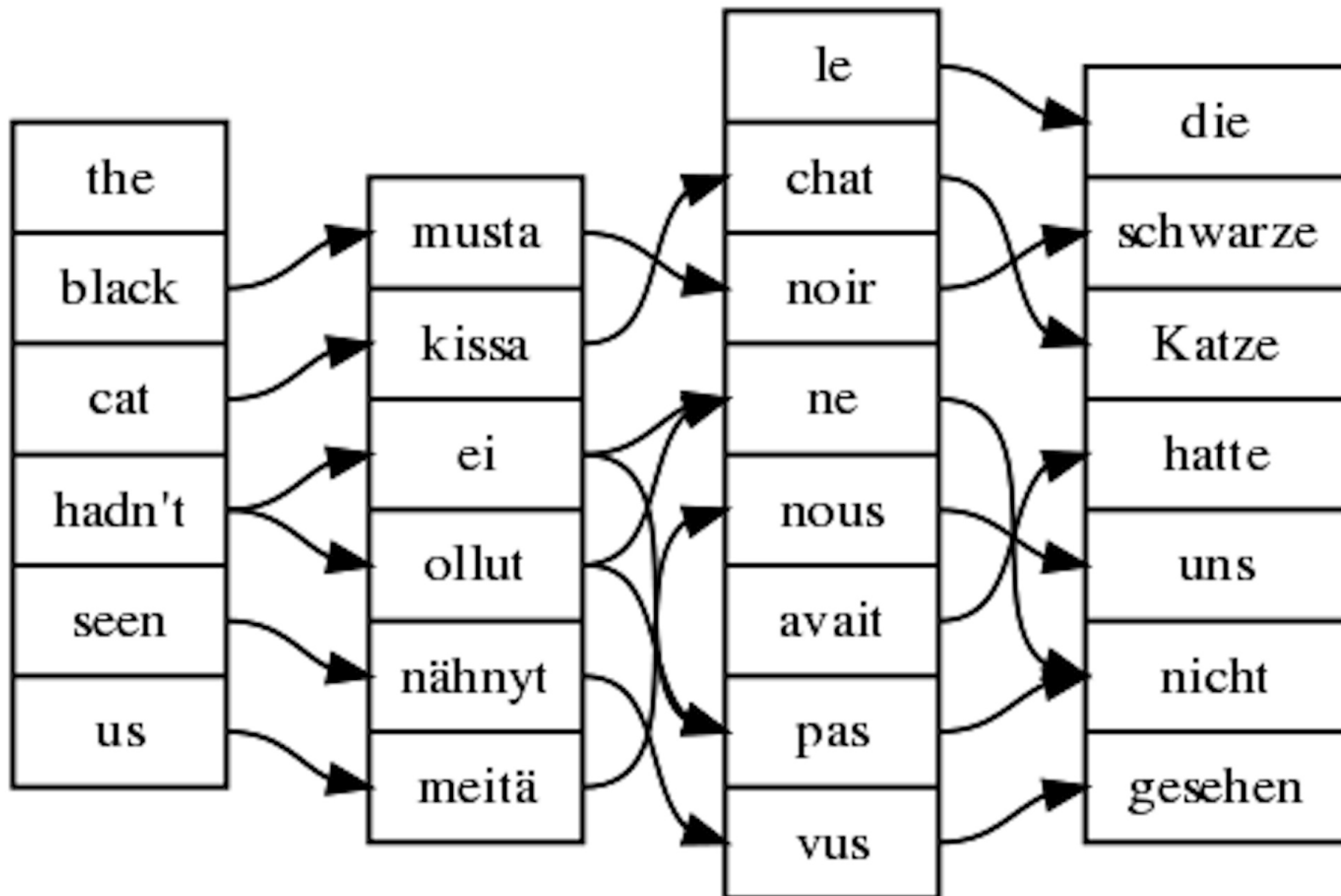
Link every **word** with its **smallest spanning subtree**

Replace every **constructor function** with its **value category**

Word alignment via trees



A more involved word alignment



Exercises

1. Implement the "John and Mary" grammar for another language.
2. Add the pronouns *I* and *you* to NP's - both plural and singular *you*.
3. Add adjectival predication, e.g. *John is old*

The GF Resource Grammar Li- brary

Scope

Morphology and basic syntax

Common API for different languages

Currently (September 2010) 16 languages: Bulgarian, Catalan, Danish, Dutch, English, Finnish, French, German, Italian, Norwegian, Polish, Romanian, Russian, Spanish, Swedish, Urdu.

Under construction for more languages: Amharic, Arabic, Farsi, Hebrew, Icelandic, Japanese, Latin, Latvian, Maltese, Mongol, Portuguese, Swahili, Thai, Tswana, Turkish. (Summer School 2009)

Inflectional morphology

Goal: a complete system of inflection paradigms

Paradigm: a function from "basic form" to full inflection table

GF morphology is inspired by

- Zen (Huet 2005): typeful functional programming
- XFST (Beesley and Karttunen 2003): regular expressions

Example: English verb inflection

Or: how to avoid giving three forms of all new verbs.

Start by defining parameter types and parts of speech.

```
param
```

```
VForm = VInf | VPres | VPast | VPastPart | VPresPart ;
```

```
oper
```

```
Verb : Type = {s : VForm => Str} ;
```

Judgement form oper: **auxiliary operation.**

Start: worst-case function

To save writing and to abstract over the Verbttype

oper

```
mkVerb : (_,_,_,_,_ : Str) -> Verb = \go,goes,went,gone,going -> {  
  s = table {  
    VInf => go ;  
    VPres => goes ;  
    VPast => went ;  
    VPastPart => gone ;  
    VPresPart => going  
  }  
} ;
```

Defining paradigms

A paradigm is an operation of type

```
Str -> Verb
```

which takes a string and returns an inflection table.

E.g. regular verbs:

```
regVerb : Str -> Verb = \walk ->  
  mkVerb walk (walk + "s") (walk + "ed") (walk + "ed") (walk + "ing") ;
```

This will work for *walk*, *interest*, *play*.

It will not work for *sing*, *kiss*, *use*, *cry*, *fly*, *stop*.

More paradigms

For verbs ending with *s*, *x*, *z*, *ch*

```
s_regVerb : Str -> Verb = \kiss ->
  mkVerb kiss (kiss + "es") (kiss + "ed") (kiss + "ed") (kiss + "ing") ;
```

For verbs ending with *e*

```
e_regVerb : Str -> Verb = \use ->
  let us = init use
  in  mkVerb use (use + "s") (us + "ed") (us + "ed") (us + "ing") ;
```

Notice:

- the local definition `let c = d in ...`
- the operation `init` from `Prelude`, dropping the last character

More paradigms still

For verbs ending with *y*

```
y_regVerb : Str -> Verb = \cry ->
  let cr = init cry
  in
  mkVerb cry (cr + "ies") (cr + "ied") (cr + "ied") (cry + "ing") ;
```

For verbs ending with *ie*

```
ie_regVerb : Str -> Verb = \die ->
  let dy = Predef.tk 2 die + "y"
  in
  mkVerb die (die + "s") (die + "d") (die + "d") (dy + "ing") ;
```

What paradigm to choose

If the infinitive ends with *s, x, z, ch*, choose *s_regRerb*: *munch, munches*

If the infinitive ends with *y*, choose *y_regRerb*: *cry, cries, cried*

- except if a vowel comes before: *play, plays, played*

If the infinitive ends with *e*, choose *e_regVerb*: *use, used, using*

- except if an *i* precedes: *die, dying*
- or if an *e* precedes: *free, freeing*

A smart paradigm

Let GF choose the paradigm by **pattern matching on strings**

```
smartVerb : Str -> Verb = \v -> case v of {  
  _ + ("s"|"z"|"x"|"ch")      => s_regVerb v ;  
  _ + "ie"                    => ie_regVerb v ;  
  _ + "ee"                    => ee_regVerb v ;  
  _ + "e"                     => e_regVerb v ;  
  _ + ("a"|"e"|"o"|"u") + "y" => regVerb v ;  
  _ + "y"                     => y_regVerb v ;  
  _                           => regVerb v  
} ;
```

Testing the smart paradigm in GF

```
> cc -all smartVerb "munch"
```

```
munch munches munched munched munching
```

```
> cc -all smartVerb "die"
```

```
die dies died died dying
```

```
> cc -all smartVerb "agree"
```

```
agree agrees agreed agreed agreeing
```

```
> cc -all smartVerb "deploy"
```

```
deploy deploys deployed deployed deploying
```

```
> cc -all smartVerb "classify"
```

```
classify classifies classified classified classifying
```

The smart paradigm is not perfect

Irregular verbs are obviously not covered

```
> cc -all smartVerb "sing"  
sing sings singed singed singing
```

Neither are regular verbs with consonant duplication

```
> cc -all smartVerb "stop"  
stop stops stoped stoped stoping
```


Testing consonant duplication

Now it works

```
> cc -all smartVerb "stop"  
stop stops stopped stopped stopping
```

But what about

```
> cc -all smartVerb "coat"  
coat coats coated coated coating
```

Solution: a prior case for diphthongs before the last char (? matches one char)

```
_ + ("ea"|"ee"|"ie"|"oa"|"oo"|"ou") + ? => regVerb v ;
```

There is no waterproof solution

Duplication depends on stress, which is not marked in English:

- *omit* [o'mit]: *omitted, omitting*
- *vomit* ['vomit]: *vomited, vomiting*

This means that we occasionally have to give more forms than one.

We knew this already for irregular verbs. And we cannot write patterns for each of them either, because e.g. *lie* can be both *lie, lied, lied* or *lie, lay, lain*.

A paradigm for irregular verbs

Arguments: three forms instead of one.

Pattern matching done in regular verbs can be reused.

```
irregVerb : (_,_,_ : Str) -> Verb = \sing,sang,sung ->
  let v = smartVerb sing
  in
  mkVerb sing (v.s ! VPres) sang sung (v.s ! VPresPart) ;
```

Rarely used: the library IrregEng.gf gives sing_V etc.

Putting it all together

We have three functions:

```
smartVerb : Str -> Verb
```

```
irregVerb : Str -> Str -> Str -> Verb
```

```
mkVerb    : Str -> Str -> Str -> Str -> Str -> Verb
```

As all types are different, we can use **overloading** and give them all the same name.

An overloaded paradigm

For documentation: variable names showing examples of arguments.

```
mkV = overload {  
  mkV : (cry : Str) -> Verb = smartVerb ;  
  mkV : (sing,sang,sung : Str) -> Verb = irregVerb ;  
  mkV : (go,goes,went,gone,going : Str) -> Verb = mkVerb ;  
} ;
```

Only the first commonly used, thanks to the library `IrregEng.gf`.

Library convention: functions for constructing `C` are named `mkC`.

Grammars as software libraries

Complexity of grammar writing

To implement a controlled language, we need

- domain expertise: technical and idiomatic expression
- linguistic expertise: how to inflect words and build phrases

Example: an email program

Task: generate phrases saying *you have n message(s)*

Domain expertise: choose correct words (in Swedish, not *budskap* but *meddelande*)

Linguistic expertise: avoid *you have one messages*

Correct number in Arabic

1 message	رِسَالَةٌ	<i>risālatun</i>
2 messages	رِسَالَتَانِ	<i>risālatāni</i>
(3–10) messages	رِسَائِلٌ	<i>rasāʾila</i>
(11–99) messages	رِسَالَةٌ	<i>risālatan</i>
x100 messages	رِسَالَةٍ	<i>risālatin</i>

(From "Implementation of the Arabic Numerals and their Syntax in GF" by Ali El Dada, ACL workshop on Arabic, Prague 2007)

Division of labour

Application grammars

- abstract syntax: semantic model of domain
- authors: domain experts

Resource grammars

- abstract syntax: grammatical categories and rules
- authors: linguists

Resource grammar API

Smart paradigms for morphology

```
mkN : (talo : Str) -> N
```

Abstract syntax functions for syntax

```
mkCl : NP -> V2 -> NP -> Cl    -- John loves Mary
```

```
mkNP : Numeral -> CN -> NP    -- five houses
```

Using the library in English

```
mkCl youSg_NP have_V2 (mkNP n2_Numeral (mkN "message"))  
==> you have two messages
```

```
mkCl youSg_NP have_V2 (mkNP n1_Numeral (mkN "message"))  
==> you have one message
```

Localization

Adapt the email program to Italian, Swedish, Finnish...

```
mkC1 youSg_NP have_V2 (mkNP n2_Numeral (mkN "messaggio"))  
==> hai due messaggi
```

```
mkC1 youSg_NP have_V2 (mkNP n2_Numeral (mkN "meddelande"))  
==> du har två meddelanden
```

```
mkC1 youSg_NP have_V2 (mkNP n2_Numeral (mkN "viesti"))  
==> sinulla on kaksi viestiä
```

The new languages are more complex than English - but only internally, not on the API level!

Meaning-preserving translation

Translation must preserve meaning.

It need not preserve syntactic structure.

Sometimes this is even impossible:

- *John likes Mary* in Italian is *Maria piace a Giovanni*

The abstract syntax in the semantic grammar is a logical predicate:

```
fun Like : Person -> Person -> Fact
lin Like x y = x ++ "likes" ++ y      -- English
lin Like x y = y ++ "piace" ++ "a" ++ x -- Italian
```

Translation and resource grammar

To get all grammatical details right, we use resource grammar and not strings

```
lincat Person = NP ; Fact = Cl ;
```

```
lin Like x y = mkCl x like_V2 y      -- English
```

```
lin Like x y = mkCl y piacere_V2 x  -- Italian
```

From syntactic point of view, we perform **transfer**, i.e. structure change.

GF has **compile-time transfer**, and uses interlingua (semantic abstract syntax) at run time.

Domain semantics

"Semantics of English", or any other natural language, has never been built.

It is more feasible to have semantics of **fragments** - of small, well-understood parts of natural language.

Such languages are called **domain languages**, and their semantics, **domain semantics**.

Domain semantics = **ontology** in the Semantic Web terminology.

Examples of domain semantics

Expressed in various formal languages

- mathematics, in predicate logic
- software functionality, in UML/OCL
- dialogue system actions, in SISR
- museum object descriptions, in OWL

GF abstract syntax, **type theory**, can be used for any of these!

Example: abstract syntax for a "Facebook" community

What messages can be expressed on the community page?

```
abstract Face = {  
  
  cat  
    Message ; Person ; Object ; Number ;  
  fun  
    Have : Person -> Number -> Object -> Message ; -- p has n o's  
    Like : Person -> Object -> Message ; -- p likes o  
    You : Person ;  
    Friend, Invitation : Object ;  
}
```


Relevant part of Resource Grammar API for "Face"

These functions (some of which are structural words) are used.

Function	example
mkC1 : NP -> V2 -> NP -> C1	<i>John loves Mary</i>
mkNP : Numeral -> CN -> NP	<i>five cars</i>
mkNP : Det -> CN -> NP	<i>that car</i>
mkNP : Pron -> NP	<i>we</i>
mkCN : N -> CN	<i>car</i>
this_Det : Det	<i>this</i>
youSg_Pron : Pron	<i>you</i> (singular)
have_V2 : V2	<i>have</i>

Concrete syntax for English

Use the library.

```
concrete FaceEng of Face = open SyntaxEng, ParadigmsEng in {
lincat
  Message = Cl ;
  Person = NP ;
  Object = CN ;
  Number = Numeral ;
lin
  Have p n o = mkCl p have_V2 (mkNP n o) ;
  Like p o = mkCl p like_V2 (mkNP this_Det o) ;
  You = mkNP youSg_Pron ;
  Friend = mkCN friend_N ;
  Invitation = mkCN invitation_N ;
oper
  like_V2 = mkV2 "like" ;
  invitation_N = mkN "invitation" ;
  friend_N = mkN "friend" ;
}
```

Concrete syntax for Finnish

Use the library.

```
concrete FaceFin of Face = open SyntaxFin, ParadigmsFin in {
lincat
  Message = Cl ;
  Person = NP ;
  Object = CN ;
  Number = Numeral ;
lin
  Have p n o = mkCl p have_V2 (mkNP n o) ;
  Like p o = mkCl p like_V2 (mkNP this_Det o) ;
  You = mkNP youSg_Pron ;
  Friend = mkCN friend_N ;
  Invitation = mkCN invitation_N ;
oper
  like_V2 = mkV2 "pitää" elative ;
  invitation_N = mkN "kutsu" ;
  friend_N = mkN "ystävä" ;
}
```

Parametrized modules

Can we avoid repetition of the `lincat` and `lin` code? Yes!

New module type: **functor**, a.k.a. **incomplete** or **parametrized** module

```
incomplete concrete FaceI of Face = open Syntax, LexFace in ...
```

A functor may open **interfaces**.

An interface has `oper` declarations with just a type, no definition.

Here, `Syntax` and `LexFace` are interfaces.

The domain lexicon interface

Syntax is the Resource Grammar interface, and gives

- combination rules
- structural words

Content words are not given in Syntax, but in a **domain lexicon**

```
interface LexFace = open Syntax in {
```

```
oper
```

```
  like_V2 : V2 ;
```

```
  invitation_N : N ;
```

```
  friend_N : N ;
```

```
}
```

Concrete syntax functor "FaceI"

```
incomplete concrete FaceI of Face = open Syntax, LexFace in {
```

```
  lincat
```

```
    Message = C1 ;
```

```
    Person = NP ;
```

```
    Object = CN ;
```

```
    Number = Numeral ;
```

```
  lin
```

```
    Have p n o = mkC1 p have_V2 (mkNP n o) ;
```

```
    Like p o = mkC1 p like_V2 (mkNP this_Det o) ;
```

```
    You = mkNP youSg_Pron ;
```

```
    Friend = mkCN friend_N ;
```

```
    Invitation = mkCN invitation_N ;
```

```
}
```

An English instance of the domain lexicon

Define the domain words in English

```
instance LexFaceEng of LexFace = open SyntaxEng, ParadigmsEng in {  
  
oper  
  like_V2 = mkV2 "like" ;  
  invitation_N = mkN "invitation" ;  
  friend_N = mkN "friend" ;  
}
```

Put everything together: functor instantiation

Instantiate the functor `FaceI` by giving instances to its interfaces

```
concrete FaceEng of Face = FaceI with  
  (Syntax = SyntaxEng),  
  (LexFace = LexFaceEng) ;
```


Porting the grammar to Finnish

1. Domain lexicon: use Finnish paradigms and words

```
instance LexFaceFin of LexFace = open SyntaxFin, ParadigmsFin in {  
oper  
  like_V2 = mkV2 (mkV "pitää") elative ;  
  invitation_N = mkN "kutsu" ;  
  friend_N = mkN "ystävä" ;  
}
```

2. Functor instantiation: mechanically change Eng to Fin

```
concrete FaceFin of Face = FaceI with  
  (Syntax = SyntaxFin),  
  (LexFace = LexFaceFin) ;
```

Porting the grammar to Italian

1. Domain lexicon: use Italian paradigms and words, e.g.

```
like_V2 = mkV2 (mkV (piacere_64 "piacere")) dative ;
```

2. Functor instantiation: **restricted inheritance**, excluding Like

```
concrete FaceIta of Face = FaceI - [Like] with
  (Syntax = SyntaxIta),
  (LexFace = LexFaceIta) ** open SyntaxIta in {
lin Like p o =
  mkCl (mkNP this_Det o) like_V2 p ;
}
```

Exercise

Port the Face grammar to another language.

Add words and message forms.

Attempto in GF

ACE, Attempto Controlled English

University of Zurich

<http://attempto.ifi.uzh.ch/>

What has been done

"Full Attempto" in six languages

Syntax: 200 rules

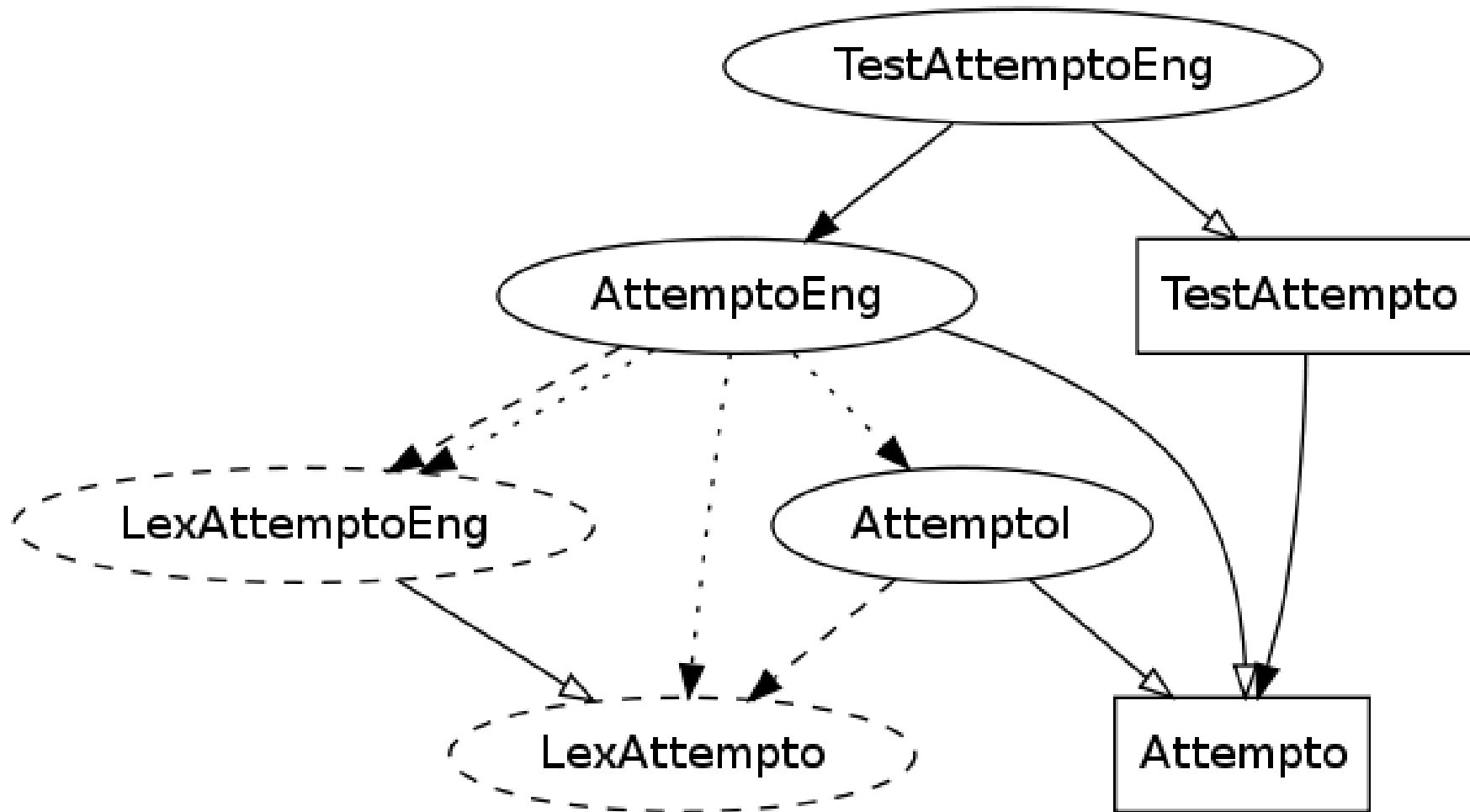
Lexicon: 100 words

Mini Attempto

Syntax: 60 rules

Lexicon: 50 words

Module structure



Roles of modules

Attempto: core syntax

TestAttempto: test lexicon

Hands-on 1

1. Clone modules to L
2. Write `LexAttemptoL`
3. Write `TestAttemproL`

Hands-on 2

Add a couple of words (*man*, *animal*)

Add a syntax rule (*NP is a CN*)